



District Report Card: 2017


State: Delhi	District: North East Delhi
Class: 8	Subject: Language
Schools: 51	Students: 1100


Participation/Coverage


Students

<div>GENDER</div> <div></div>	Boys		Girls	
	Number	%	Number	%
	486	44.18	614	55.82

<div>AREA</div> <div></div>	Rural		Urban	
	Number	%	Number	%
	256	23.27	844	76.73

<div>CATEGORY</div> <div></div>	SC		ST		OBC		GEN	
	Number	%	Number	%	Number	%	Number	%
	144	13.09	8	0.73	86	7.82	862	78.36

<div>CWSN</div> <div></div>	LD	VI	HI	S&LD	ID	Oth
	10	5	6	23	8	64

<div>Management</div> <div></div>	Government		Government-aided	
	Number	%	Number	%
	1100	100.00	0	0.00

Average Performance of Students in Language (%)

Overall	Gender		Area		Management		Social Group			
	Male	Female	Rural	Urban	Govt.	Aided	SC	ST	OBC	GEN
48.03	47.08	48.78	48.18	47.99	48.03	0.00	48.15	51.67	51.86	47.59

Performance on Learning Outcomes (LOs)

Learning Outcomes	Description	Average Performance(%)
L813	Read textual/non-textual materials with comprehension and identifies the details, characters, main idea and sequence of ideas and events while reading	48.03

Range of Performance of Students who Answered Correctly							
Below 30%		30% - 50%		50% - 75%		Above 75%	
Number	%	Number	%	Number	%	Number	%
242	22.00	348	31.64	389	35.36	121	11.00

Lowest Performing Learning Outcomes (LOs)

1 - Read textual/non-textual materials with comprehension and identifies the details, characters, main idea and sequence of ideas and events while reading (48.03)